

SUNNY'S CREATIVE WRITING WORKBOOK



Table of contents



1. Pick a genre
2. Plot outline
3. Your plot
4. Describing characters
5. Your characters need names!
6. Describing places
7. Time to write!
8. If you're out of ideas...

PICK A GENRE

The first step is picking a genre for your story. Read the descriptions carefully and tick the box next to your chosen genre!

Action and
Adventure

These stories constantly have you on the edge of your seat with excitement, as your fave main character repeatedly finds themselves in high stakes situations. The protagonist has an ultimate goal to achieve and is always put in risky, often dangerous situations.

Detective and
Mystery

The plot always revolves around a crime of sorts that must be solved—or foiled—by the protagonists.

Fantasy


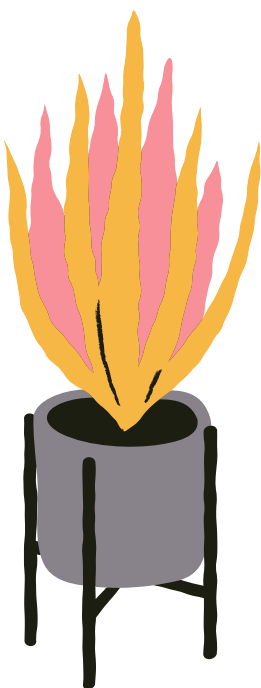
While usually set in a fictional imagined world, fantasy books include prominent elements of magic, mythology, or the supernatural.

Historical
Fiction

These books are based in a time period set in the past decades, often against the backdrop of significant (real) historical events.

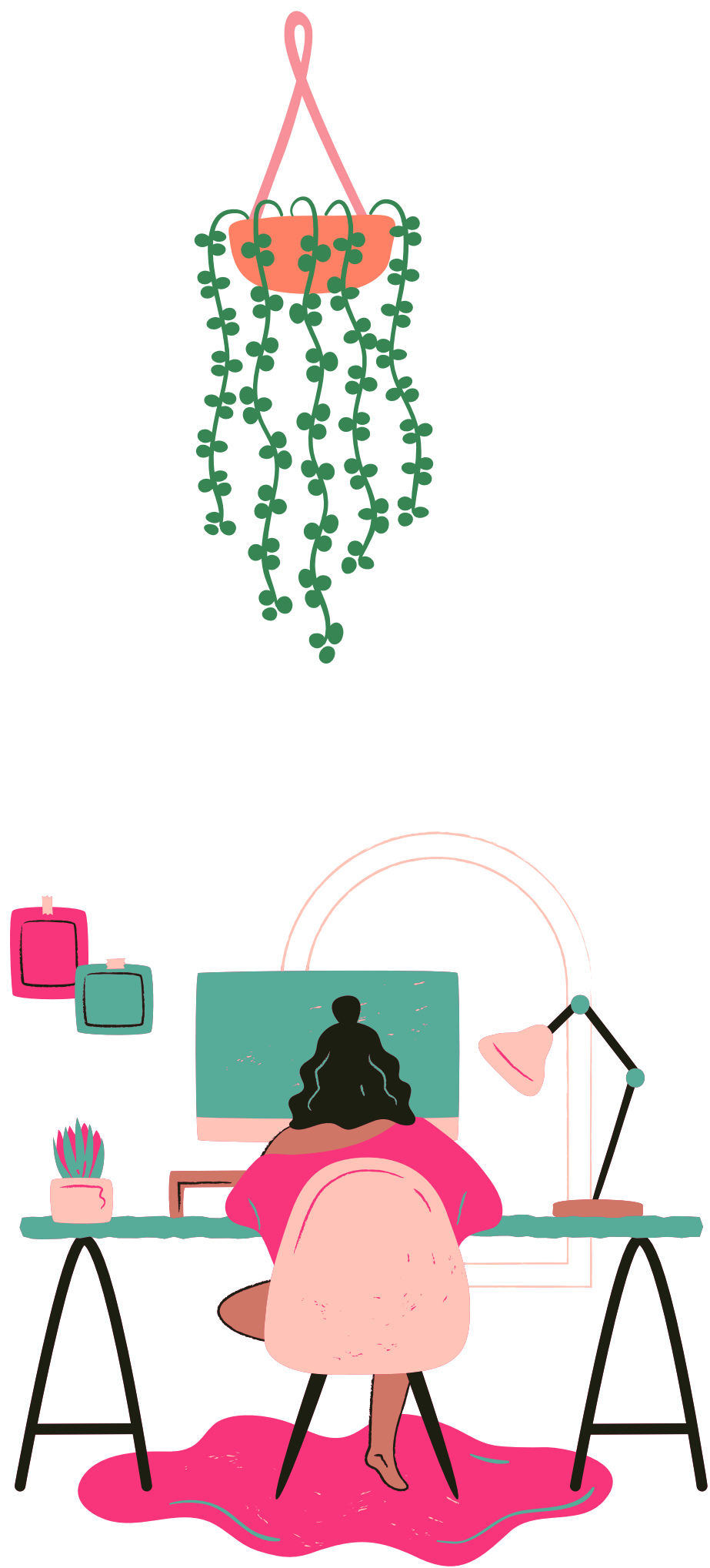
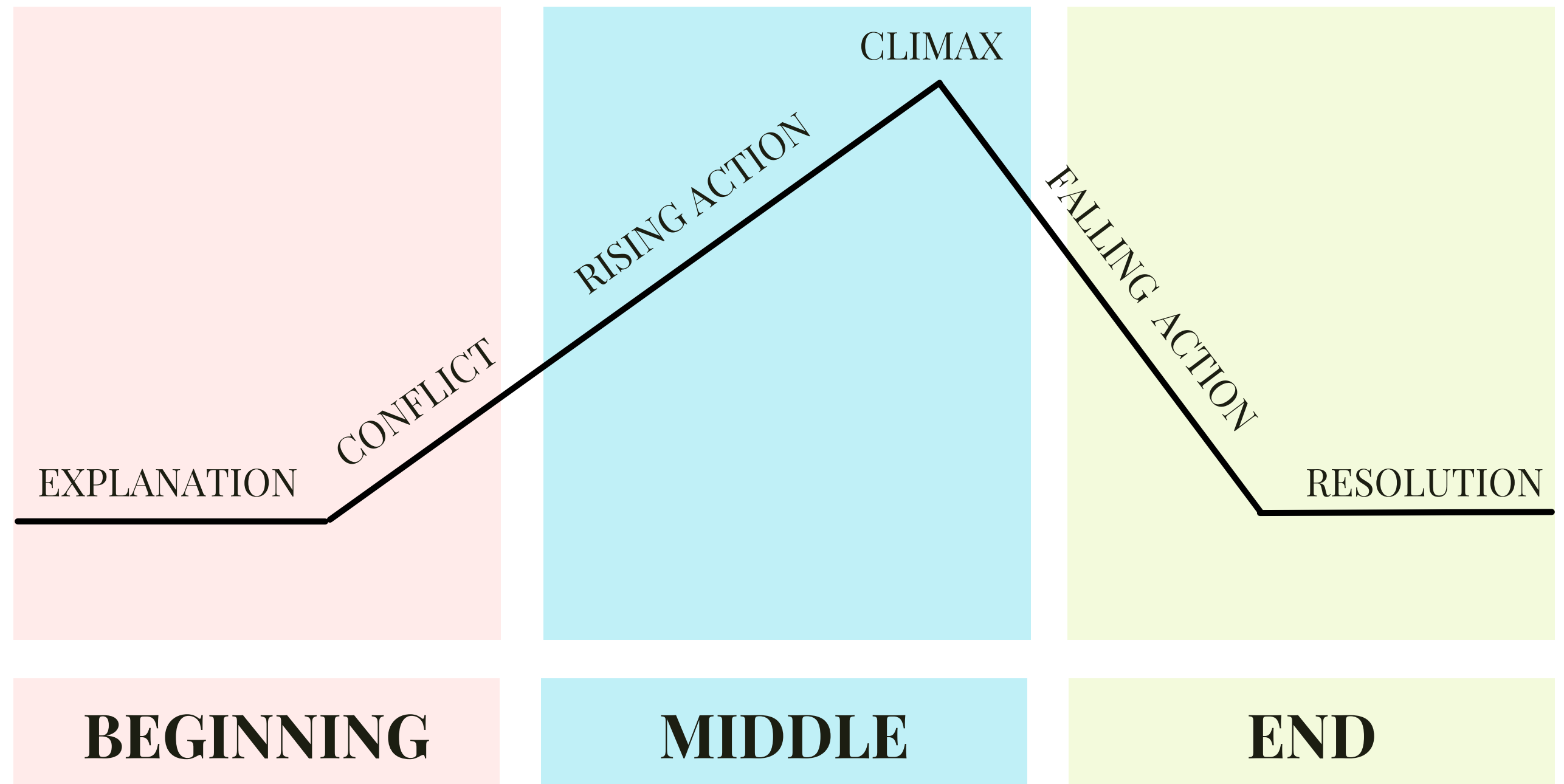
Romance

The genre that makes your heart all warm and fuzzy focuses on the love story of the main protagonists.



PLOT OUTLINE

Now, let's plan your story! Usually, a story follows this outline:



YOUR PLOT

Now that you know how to structure your story, it's time to take the first notes! Write in a few sentences what happens in your story in the corresponding section.

Explanation

.....

Conflict

.....

Rising action

.....

Climax

.....

Falling action

.....

Resolution

.....

DESCRIBING CHARACTERS

Let's talk about your characters. Use the following adjective to write a short description of them. Your description should include both physical and personality characteristics.

Physical personality:

strong, independent, immature, determined, honest, sincere, dishonest, insincere, courageous.

Physical description:

Tall

Short

Slim

Plump

Hair: blonde, red, brown,

red, black, grey

long, short, bald

Eyes: green, blue, brown


moustache

beard


young/ adult/old

My character is

.....
.....
.....
.....
.....
.....



YOUR CHARACTERS NEED A NAME!



Now that your characters have looks and personalities, it's time to find a name for them! Here are some tips to find good names for your characters.

1. Keep the time period of your story and your character's age in mind.
2. Make sure your characters' names fit their ethnic background.
3. Pick a name that fits the character's personality.
4. If you want, pay attention to a name's meaning.
5. Avoid giving several characters similar names.
6. If you give your character an unusual name, make sure you have a good reason.



DESCRIBING PLACES

Now, let's describe the setting! Where is your story taking place? What's the atmosphere like? Use the following adjective to make your description even more complete and interesting!



- | | |
|-------------|-----------|
| Optimistic | Luxurious |
| Tense | Desolate |
| Violent | Welcoming |
| Pessimistic | Nostalgic |
| Lonely | Crowded |
| Confident | Scary |
| Inclusive | Cold |
| Peaceful | Warm |

The setting was...

.....
.....
.....
.....
.....
.....

The atmosphere there felt...

.....
.....

TIME TO WRITE

You have all of the elements you need. It's now time to write your story!
To help you, here are some useful sentences and phrases that you can use:

"Once upon a time": the classical way to begin a fairy tale.

"It all began": used for introducing a long story or account of something.

With that, someone does something: used in a story for saying that someone leaves immediately after saying or doing something.



“First of all...”

“Previously..”

“Next...”

“After that...”

“Finally...”

“In the end...”

“Because....”

“As a result..”

“Although...”

“Peter said...”

“My friend said...”

“He said...”

Tip:


Not sure? Read the beginning of your favourite stories for inspiration. How did Harry Potter start again?

IF YOU'RE OUT OF IDEAS...


Are you struggling with writer's block? Don't worry, we've got your back! In the following slides, you will find some printable dice patterns. Print and build the dice, roll them, and your story will be ready! You will just need to put it into words.




SETTING:




Cruise ship



Alien ship



Wood



Castle



Home



Theatre

MAIN CHARACTER:



A witch



A princess



Old man



An adventurer



A math teacher



A pirate

MAGIC ELEMENT:

